

MODEL 344

STEEL CORD SPLICE PRESS



CORPORATION
3400 MASSILLON ROAD
AKRON, OHIO 44312 USA

TEL: +1 330-896-2387 / FAX: +1 330-896-3282 / sales@rjscorp.com

STEEL CORD SPLICE PRESS - MODEL 344

General Description

This machine is employed in the steel cord calendering process, and is used for splicing the trailing ends of steel cords from a completed creel run to the leading ends of cords from a newly started creel run.

Operation

Splicing is done by use of uncured rubber strips to bind the cords to each other by pressing the rubber/cord assembly between the electrically heated platens of the splice press.

The rubber strips become vulcanized and adhere to the steel cords, thereby joining the many wires sufficiently to allow the calendering operation to continue.

The splice press is installed in the process line between the forward end of the creel (after the master eyelet board, if one is used) and the calender.

Platen Size, Clear Opening, and Pressure

Platen Size: 40 in. (1016 mm) x 5 in. (127 mm)

Platen Clear Opening: 12 in. (305 mm)

Platen Interface Pressure
at 100 psi (7 kg/cm²): 170 psi (12 kg/cm²) based on platen area

Note: 60" (1524 mm) Platen also available. (Employs 4 air cylinders.)

Power Requirements

Air Pressure

100 psi (7 kg/cm²) maximum.

Compressed Air Volume (at atmospheric pressure)

35 cubic ft. (1 cubic meter) per close/open cycle.

Electrical

Choice of:

- a. 480 volts, 3-phase, 60 Hz.
- b. 380 volts (heating elements operating at 220 volts by connecting from each leg to neutral), 3-phase, 50 Hz.
- c. 240 volts, 3-phase, 50/60 Hz.

Electrical Power Requirement:

Both platens, approximately 24,000 watts total.

Controls

Each platen of the press is energized by turning on separate switches located at the main electrical enclosure.

Each platen is individually controlled by its own temperature controller, thermocouple sensed, and in event of control failure, is protected from overheating by a temperature limit switch which shuts off power to the platen when the pre-set temperature limit is reached. The temperature limit is factory set at approximately 400°F (204°C), and may be adjusted to a different value if desired, but in no case should be set higher than 480°F (250°C).

The press is closed by simultaneously pressing two CLOSE buttons, any one on each side of the press.

Upon pressing the pair of CLOSE buttons, an alarm bell rings for an adjustable (one minute maximum) period of time; when the bell stops ringing, the press begins to close.

Automatic opening of the press is controlled by an adjustable timer, which, when timed-out, causes the press to open.

Apart from the timer, the press can be opened by pressing any one of four OPEN buttons located on each side of the press.

A Safety Rope is located at the base of the Splice Press.

Accessories

Guards are available for the entry and exit sides of the Splice Press, air pressure actuated by electric solenoid valve.

The Splice Press may optionally be provided with steel cord combs and slit rubber cord retainers to aid in the organizing of the cords over the platens.

Machine size, overall dimensions: (40" Platen)

Length:	85"	(2160 mm)
Width:	36"	(914 mm)
Height:	96"	(2440 mm)
Net weight:	4000 LBS	(1815 KG)

Box size:


Length:	96"	(2440 mm)
Width:	38"	(965 mm)
Height:	106.5"	(2710 mm)
Gross weight:	4565 LBS	(2070 KG)

Specifications subject to change without notice.






MODEL 344 SPLICE PRESS
WITH OPTIONAL STEEL CORD COMB
AND RETAINER
REAR VIEW



MODEL 344 SPLICE PRESS
WITH OPTIONAL STEEL CORD COMB
AND RETAINER
FRONT VIEW




R/S CORPORATION
3400 MASSILLON ROAD
AKRON, OHIO 44312
U.S.A.



MODEL 344 SPLICE PRESS
ENTRY SIDE

RJS-344-0409 F



MODEL 344 SPLICE PRESS

EXIT SIDE

RJS-344-0409 R